

June 2022

U.S. Equipment & Software Investment Momentum Monitor



CONTACT INFORMATION:

Kelli Nienaber, Executive Director

Equipment Leasing & Finance Foundation
knienaber@elfaonline.org
www.leasefoundation.org

Jeff Jensen, Senior Director

Keybridge LLC
jjensen@keybridgedc.com
www.keybridgedc.com

About the U.S. Equipment & Software Investment Momentum Monitor

Business leaders require actionable forward-looking intelligence to make strategic decisions. Accordingly, the Equipment Leasing & Finance Foundation commissioned Keybridge LLC to develop a series of custom leading indicators for the equipment sector. Published monthly, the “U.S. Equipment & Software Investment Momentum Monitor” consists of indices for the 12 equipment and software investment verticals listed below. These indices are designed to identify turning points in their respective investment cycles with an approximate 6-month lead time.

The Momentum Monitor is based on Keybridge’s extensive research which shows that not all movements in economic data are reliable signals of future economic trends. Keybridge has operationalized its research by constructing indices, each comprised of 10–20 high-frequency indicators. These indicators undergo rigorous testing to determine the optimal thresholds at which their short-term fluctuations are economically meaningful. In simpler terms, the Momentum Monitor sifts out the “noise” in the data and identifies the dominant trends. As a result, each Momentum Monitor index is statistically optimized to signal turning points in the investment cycle without giving false readings of shifts in momentum.

The Momentum Monitor covers 12 equipment and software verticals as defined by the U.S. Department of Commerce, Bureau of Economic Analysis.

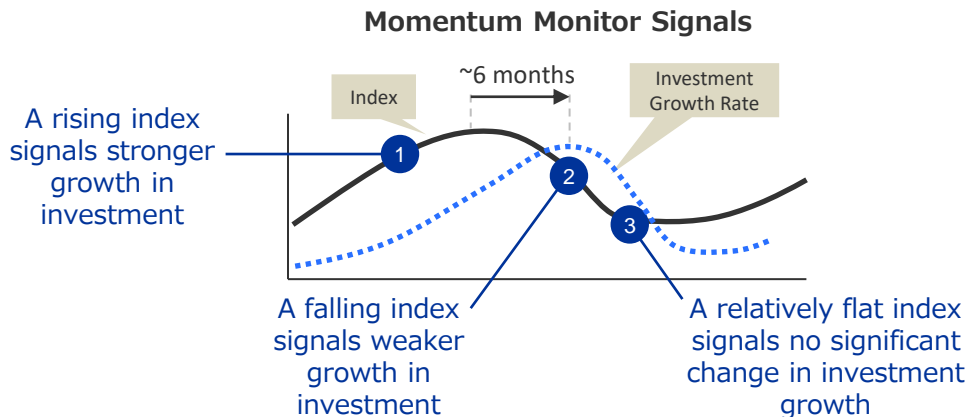
U.S. Equipment & Software Investment Momentum Monitor – 12 Verticals

- | | |
|-----------------------------------|-----------------------|
| 1) Agriculture Machinery | 7) Aircraft |
| 2) Construction Machinery | 8) Ships and Boats |
| 3) Materials Handling Equipment | 9) Railroad Equipment |
| 4) All Other industrial Equipment | 10) Trucks |
| 5) Medical Equipment | 11) Computers |
| 6) Mining & Oilfield Machinery | 12) Software |

How to Read the Monitor

Each Momentum Monitor index provides a signal of the direction and magnitude of growth in equipment investment over the next six months. It is important to note that index values do not correspond to particular growth rates. Instead, the Momentum Monitor indices should be interpreted within the context of prior index readings and investment growth rates. For example, there are several simple rules to follow when examining the latest index values:

- 1) A rising index signals that growth in investment will accelerate from the current rate;
- 2) A falling index signals that growth in investment will decelerate from the current rate; and
- 3) No change in the index signals no meaningful change from the current growth rate.



To help the reader interpret the latest Momentum Monitor signals, a summary report for each equipment vertical follows a specific outline:

Materials Handling Equipment:

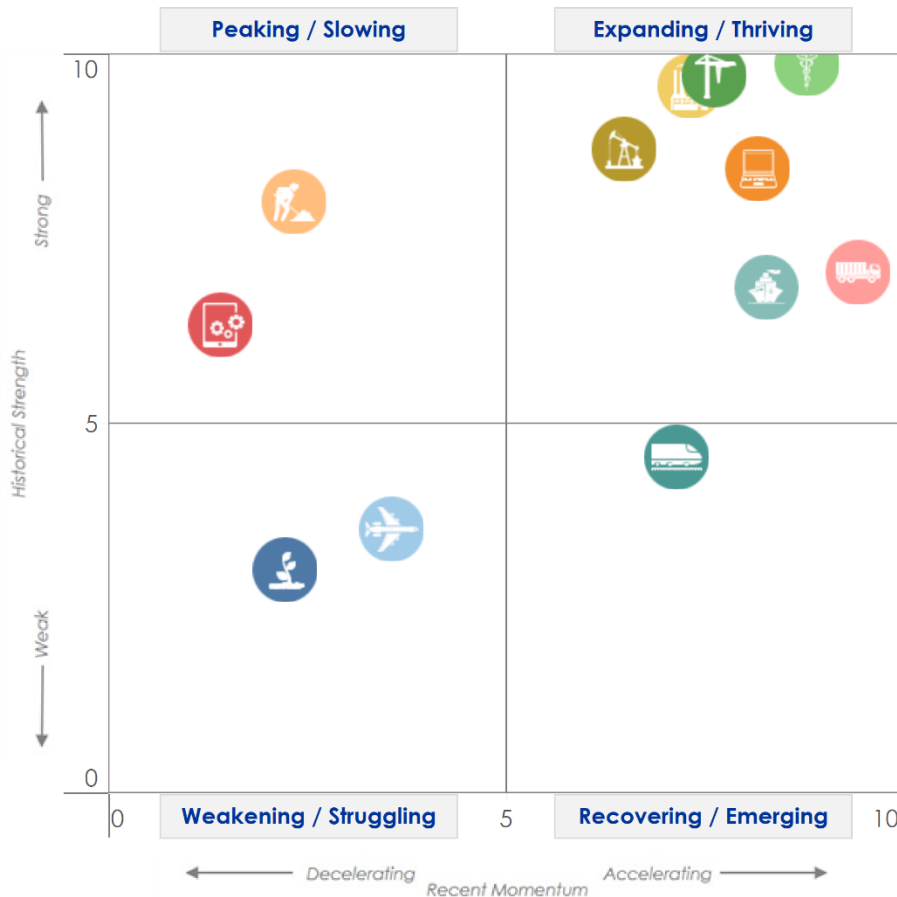
- 1 Investment in Materials Handling Machinery inched up at a 0.3% annualized rate in Q4 2014 and is up 7.3% year-over-year.
- 2 The Materials Handling Momentum Index slipped from 93.5 in February to 92.5 in March.
- 3 A 23% decline in the MNI-Chicago Business Barometer and a spike in Economic Policy Uncertainty offset gains in Machinery Sales, Manufacturing Sales, and the ISM Manufacturing Suppliers Deliveries Index.
- 4 The Index's recent trend continues to indicate that growth may moderate over the next six months.

- 1) The first sentence reports the latest growth rate for investment in a given vertical. This provides a context for interpreting the order of magnitude of growth over the next six months.
- 2) The second sentence explains the latest movement in the index, indicating whether momentum is accelerating or decelerating.
- 3) The report then describes the recent movements of one or more indicators to help to explain the index's latest reading.
- 4) Finally, the report ends with an interpretation of where investment growth is heading over the next six months based the index's recent movement and historical strength.

U.S. Equipment & Software Investment Momentum Monitor

June 2022

Momentum Monitor Sector Matrix



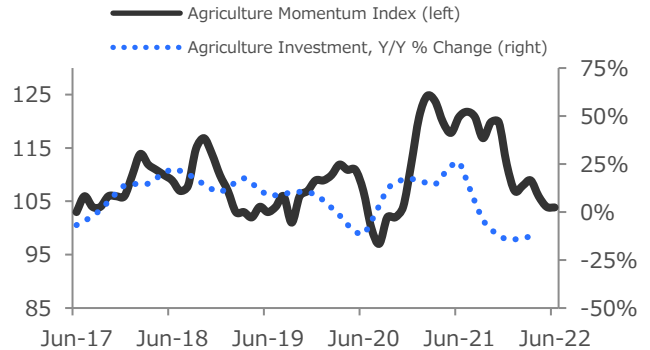
The matrix above summarizes the current values of each of the 12 Equipment & Software Investment Momentum Indices based on two factors: Recent Momentum (x-axis) and Historical Strength (y-axis):

- **"Recent Momentum"** represents the degree of an indicator's recent acceleration or deceleration in the past month relative to its average movement during the previous 3 months. Ratings closer to "0" represent an indicator that is rapidly decelerating, while ratings closer to "10" represent an indicator that is rapidly accelerating.
- **"Historical Strength"** represents the strength or weakness of an indicator in the past month relative to its typical level since 1999. Ratings closer to "0" represent an indicator that is weaker than average, while ratings closer to "10" represent an indicator that is stronger than average.

The matrix is comprised of four quadrants according to each vertical's recent momentum and historical strength readings. If a vertical is located in the top-left quadrant, its momentum reading is higher than average, but positive movement has slowed (and perhaps reversed) in recent months — suggesting that investment levels may fall over the next two quarters. Verticals located in the bottom-right quadrant, however, have momentum readings that are below average, but recent movement shows promise — suggesting that investment levels may rise over the next two quarters. This makes them potentially attractive targets for new short-term leasing and finance opportunities.

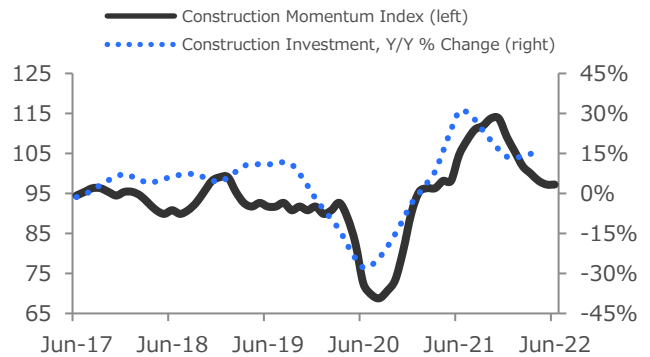
Agriculture Machinery:

Investment in Agricultural Machinery declined 15% (annualized) in Q1 2022 and is down 13% from one year ago. The Agriculture Momentum Index dipped from 104.0 in May (revised) to 103.8 in June. Agricultural Machinery Industrial Production dropped 3.0% in April while the Federal Funds Rate rose sharply in May. Overall, the Index's position and recent movement suggest that agriculture machinery investment growth will likely remain weak over the next six months.



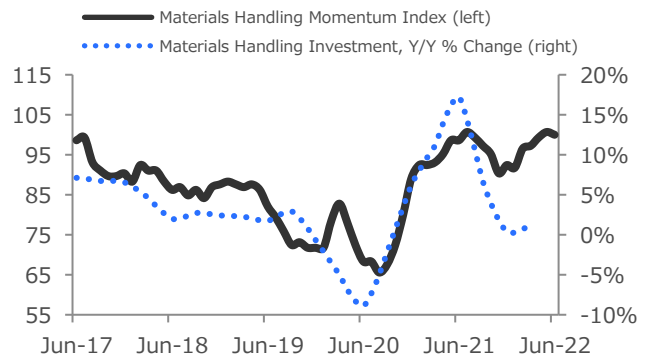
Construction Machinery:

Investment in Construction Machinery surged 27% (annualized) in Q1 2022 and is 15% above its year-ago level. The Construction Momentum Index was unchanged in June from 97.2 (revised) in May. Shipments of Construction Machinery rose 4.7% in April while the Consumer Sentiment Index fell 8.8% in May. Overall, the Index's position and recent movement suggest that construction machinery investment growth is unlikely to improve over the next two quarters.



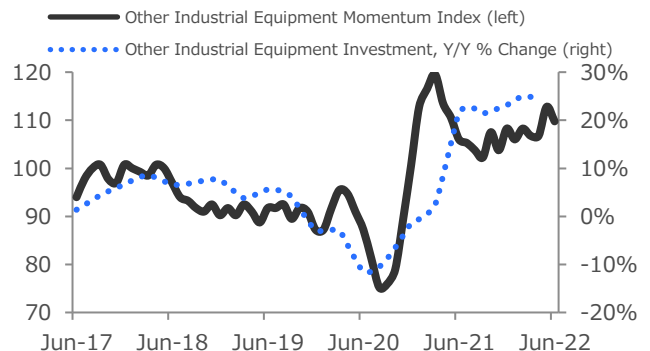
Materials Handling Equipment:

Investment in Materials Handling Equipment rose 7.3% (annualized) in Q1 2022 and was 1.3% above year-ago levels. The Materials Handling Momentum Index edged down from 100.7 in May (revised) to 100.0 in June. Export Prices of Materials Handling Equipment increased 0.6% and Inventories of Durable Goods rose 1.0% in April. Overall, the Index's position and recent movement suggest that materials handling investment growth may accelerate over the coming six months.



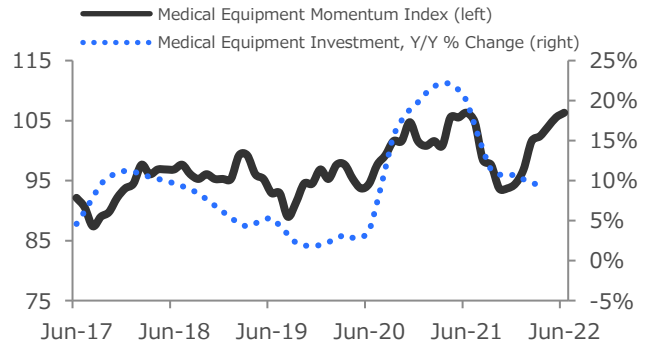
Other Industrial Equipment:

Investment in All Other Industrial Equipment expanded 16% (annualized) in Q1 2022 and rose 25% Y/Y. The Other Industrial Equipment Momentum Index declined from 112.8 in May (revised) to 109.8 in June. Manufacturing Industrial Production rose 0.8% in April and the Chicago Business Barometer Index ticked up 6.9% in May. Overall, the Index's position and recent movement suggest that other industrial equipment investment growth will remain elevated over the coming two quarters.



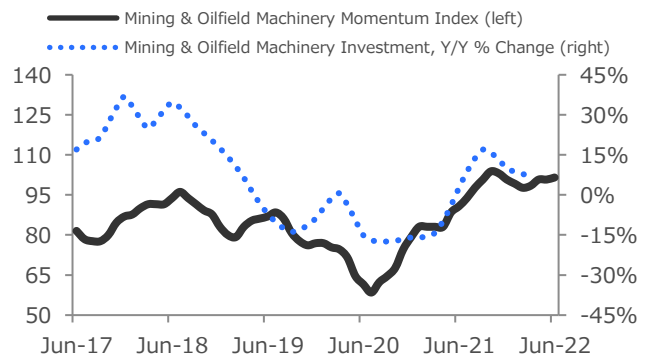
Medical Equipment:

Investment in Medical Equipment increased 8.4% (annualized) in Q1 2022 and is up 9.4% year-over-year. The Medical Equipment Momentum Index inched up from 105.5 in May (revised) to 106.3 in June. Medical & Hospital Equipment Export Prices increased 1.2% and the NFIB Small Business Survey Borrowing Sub-Index rose 4.0% in April. Overall, the Index's position and recent movement suggest that medical equipment investment growth may accelerate over the next six months.



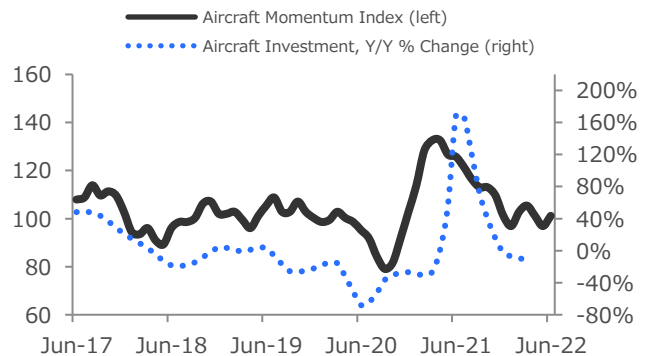
Mining & Oilfield Machinery:

Investment in Mining & Oilfield Machinery rose 8.1% (annualized) in Q1 2022 and is 7.2% above year-ago levels. The Mining & Oilfield Machinery Momentum Index ticked up from 100.8 in May to 101.5 in June. The Brent Spot Price rose 15.8% and Mining & Logging Employment rose 0.1% in May. The current position and recent movement of the Index suggest that mining & oilfield machinery investment growth will likely remain healthy over the coming two quarters.



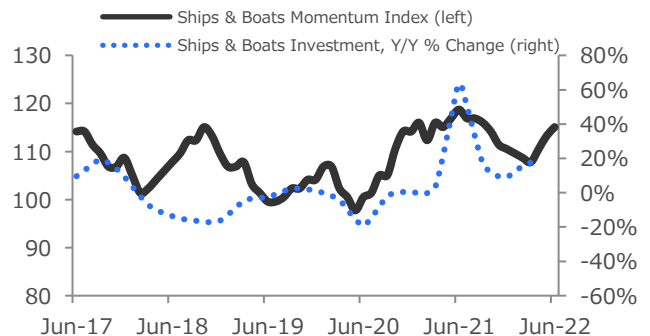
Aircraft:

Investment in Aircraft plunged at a -30% (annualized) rate in Q1 2022 and is 12% below year-ago levels. The Aircraft Momentum Index rose from 96.9 from May (revised) to 101.2 in June. Civilian Aircraft Exports fell 4.3% in March while Southwest Airline's Market Cap eased 1.8% in May. Overall, the Index's position indicates that aircraft investment growth is unlikely to improve over the coming two quarters.



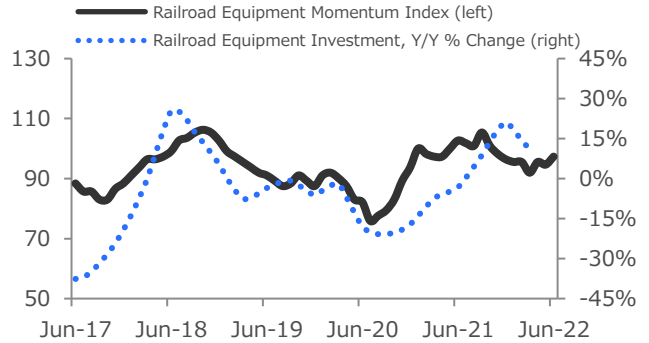
Ships & Boats:

Investment in Ships & Boats rose at an annualized rate of 39% in Q1 2022 and is 18% above its year-ago level. The Ships & Boats Momentum Index rose from 113.3 in May (revised) to 115.1 in June. Industrial Production increased 1.1% and Grain and Oil Seed Milling shipments increased 1.5% in April. Overall, the Index's position suggests that ships & boats investment growth could accelerate over the coming six months.



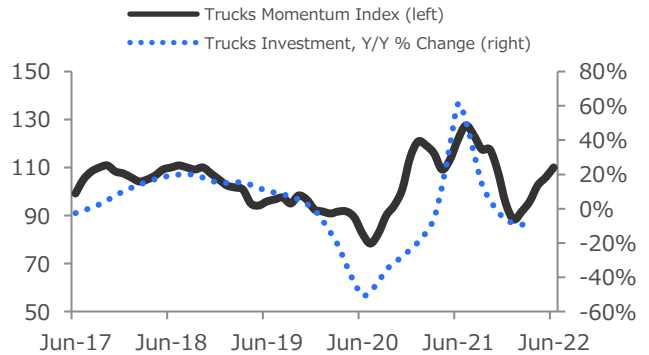
Railroad Equipment:

Investment in Railroad Equipment increased 2.8% (annualized) in Q1 2022 and is up 11% year-over-year. The Railroad Equipment Momentum Index rose from 94.6 in May (revised) to 97.3 in June. Railroad Rolling Stock Industrial Production increased 3.8% and Hourly Earnings of Production and Supervisory Employees increased 5.0% in April. Overall, the current position of the Index suggests that railroad equipment investment growth will likely remain in positive territory over the coming six months.



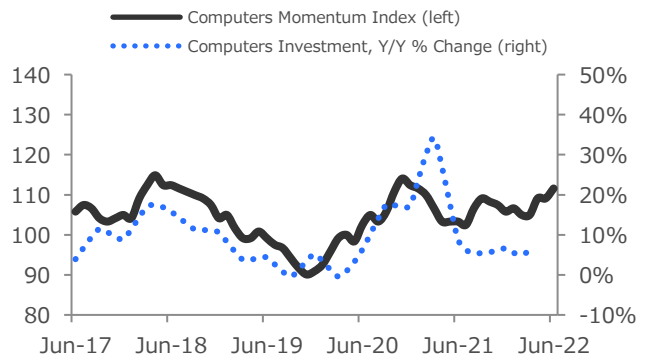
Trucks:

Investment in Trucks fell 8.9% (annualized) in Q1 2022 and is down 10% from year-ago levels. The Trucks Momentum Index rose from 105.8 in May (revised) to 110.0 in June. Coal Production increased 1.0% in April and Motor Vehicles and Parts Industrial Production rose 0.8% in May. Overall, the position and recent movement of the Index indicate that trucks investment growth may accelerate in the coming two quarters.



Computers:

Investment in Computers increased 42% (annualized) in Q1 2022 and is up 6.1% year-over-year. The Computers Momentum Index increased from 109.1 in May to 111.6 in June. Total Revolving Debt increased 2.9% in March and Shipments of Computers & Electronic Products rose 5.9% in April. Overall, the Index's recent movement suggests that computers investment growth may pick up over the coming six months.



Software:

Investment in Software rose 22% (annualized) in Q1 2022 and is up 13% from a year prior. The Software Momentum Index eased from 100.5 in May to 95.8 in June. The ISM Non-Manufacturing Supplier Deliveries Index fell 5.8% in May and the Software Publishers Price Index fell 0.4% in April. Overall, the Index's position and recent movement suggest that software investment growth may slow over the coming two quarters.

